


COMPACT 355 mm - LIFT UP - Friction version



ZAnk EP ST

= 100 pcs.

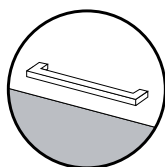
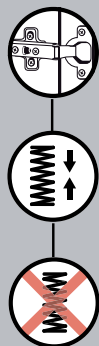
Rev. 01

h	w	450		600		900		1200		1500		1800	
		Kg	Compact	Kg	Compact	Kg	Compact	Kg	Compact	Kg	Compact	Kg	Compact
42330010UZ	45	2,1 - 2,4	1 x 45 N	2,8 - 3,2	1 x 45 N	4,2 - 4,7	2 x 45 N	5,6 - 6,3	2 x 45 N	7,0 - 7,9	2 x 45 N	8,4 - 9,5	2 x 60 N
42331010UZ	60	2,4 - 2,6	1 x 45 N	3,2 - 3,5	1 x 45 N	4,7 - 5,3	2 x 45 N	6,3 - 7,0	2 x 45 N	7,9 - 8,8	2 x 60 N	9,5 - 10,5	2 x 60 N
42332010UZ	90	2,6 - 2,9	1 x 45 N	3,5 - 3,9	1 x 60 N	5,3 - 5,8	2 x 45 N	7,0 - 7,7	2 x 45 N	8,8 - 9,7	2 x 60 N	10,5 - 11,6	2 x 60 N
42333010UZ	120	2,9 - 3,2	1 x 60 N	3,9 - 4,2	2 x 45 N	5,8 - 6,3	2 x 60 N	7,7 - 8,4	2 x 60 N	9,7 - 10,5	2 x 90 N		
		3,2 - 3,4	1 x 60 N	4,2 - 4,6	2 x 45 N	6,3 - 6,8	2 x 60 N	8,4 - 9,1	2 x 90 N				
		3,4 - 3,7	1 x 90 N	4,6 - 4,9	2 x 60 N	6,8 - 7,4	2 x 90 N	9,1 - 9,8	2 x 90 N				

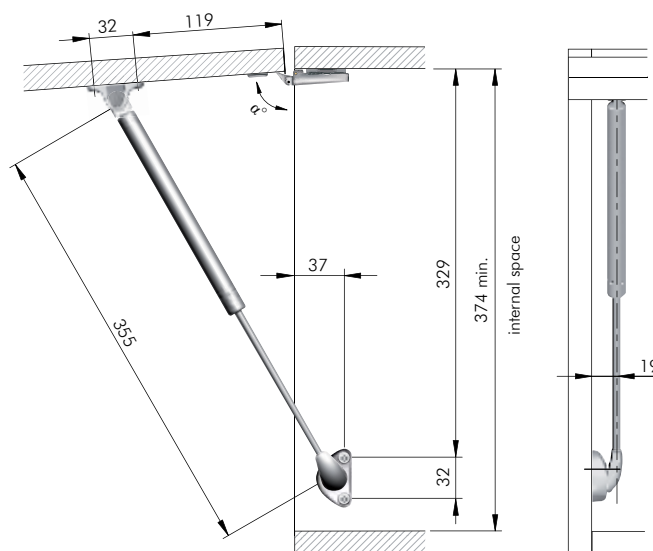
Further newton strengths available on request.

The above chart refers to chipboard or MDF 18 mm doors and aluminium frame doors with glass 4 mm thick. These are experimental results to be checked by the customer. Our Technical Department is at your disposal to test further cases out of this chart

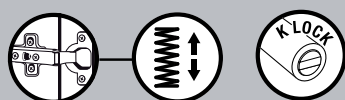
8



	α°
Side bracket in Position A	85°
Side bracket in Position B	83°



The dimensions of the above drilling plan refer to carcasses which use **standard sprung or unsprung hinges** and mounting plates 0 mm. Please note that α° opening angle shown data is purely indicative. It varies with respect to the hinge brand and adjustment carried out.



Please note that in case of use of **negative hinges**, **magnet K Lock** is required. For details refer to section "PUSH CATCHES & MAGNETIC CATCHES".